

## 5: Abbey Buildings

This was the South range of abbey buildings where business activities were carried out and includes the Checker and Long Gallery.



Abingdon Abbey Buildings are open to the public from May to September on Sun, Wed & Thurs 2.30-4.30pm. For more information phone 01235 525339 or see <https://abingdonabbeybuildings.co.uk>

## 6: Mill Stream

The mill stream was dug in the tenth century to supply the abbey mills. It powered corn and cloth fulling mills.




## 7: Abingdon Bridge

Abingdon Bridge dates from 1416 and ensured Abingdon's prosperity by putting it on the main trade route from London to the West.

## 8: Roysse Court

The gothic gateway led into the yard of the old town grammar school re-founded by John Roysse in 1563. It occupied parts of the the former St John's hospital founded in the 12th century as a lay infirmary.




*We hope you have enjoyed this walk. Return to the Market Square for some well-earned refreshment*

Designed by sarahrowedesign.co.uk



# ABINGDON'S Abbey Heritage WALK



Produced by the  
Friends of Abingdon Civic Society



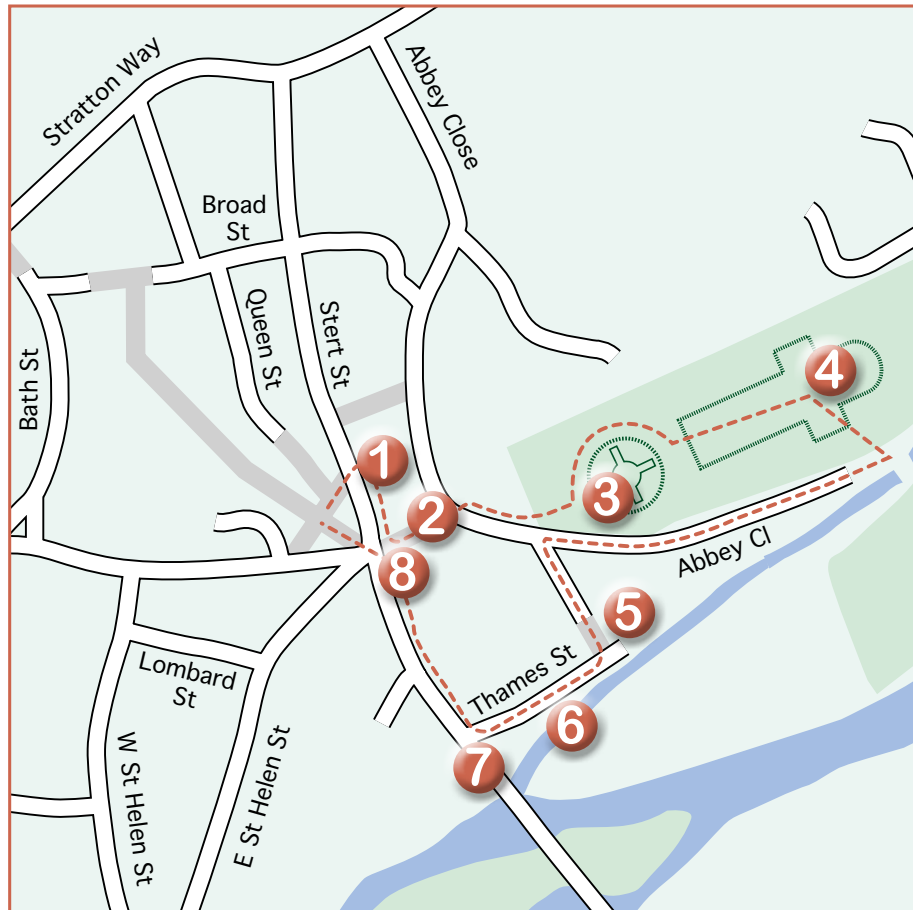


### 1: St Nicholas Church

The little church at the abbey gate was built in 1170 for the abbey's servants and tenants.

### 2: Abbey Gateway

The Abbey Gateway was the main entrance into Abingdon Abbey. The present gateway dates from the 15th Century.



### 3: Trendell's Garden

The gardens were laid out by EJ Trendell in the 1850s. The ruins and walls are all Victorian follies.

### 4: Abingdon Abbey

There are no visible remains of the abbey church and claustral buildings. The outline of the church is marked in stones on the grass.

